



2019

2020-029

2020 04

)

(

4

1

,

2

3

787,560,687

10

1

0

10

0

.....	7
.....	11
.....	15
.....	33
.....	46
.....	51
.....	51
.....	51
.....	52
.....	53
.....	61
.....	67
.....	68

			300021
			Dayu Water-saving Group Co., Ltd
			Dayu Water-saving
			290
			735009
			10
			301712
			www.dyjs.com
			dyjszqb@dyjs.com



	61

	618		2016 2020 1

	2019	2018		2017
	2,165,853,141.43	1,779,589,084.67	21.71%	1,284,423,666.00
	129,426,255.34	100,200,771.35	29.17%	95,437,070.59
	113,446,986.64	93,767,689.03	20.99%	76,239,226.08
	-181,236,154.18	797,866,604.24	-122.72%	-14,076,376.13
/	0.16	0.13	23.08%	0.16
/				

	50,844,384.98	16,382,319.13	16,628,902.32	45,570,648.92
	47,617,628.30	13,734,831.82	5,763,772.61	46,330,753.71

1

2

		3,858.38		
		18,178,412.83		

19,933.21	216,585.31	21.71%	20,088.79	22.56%
	30.98%		12,942.63	29.17%

/

1

	37.69%
	34.39%
	61.11%
	30.47%

	100%	
	59.79%	PPP
	68.85%	
	67.75%	
	82.89%	
	54.22%	
	96.88%	
	85.80%	
	199.07%	
	100.00%	

2

1

2

3

30

400

40

4

+ +

5

29.17% 216,585.31 21.71% 12,942.63
1

+ +

2

4

6.38

5

270

30

40

/

}

&

2

10%



7

8

	1,054,338,596.58
	48.68%
	35.68%

5

1	1	687,164,178.84	31.73%
2	2	111,440,261.53	5.14%
3	3	103,052,677.58	4.76%
4	4	85,631,193.40	3.95%
5	5	67,050,285.21	

3

	2019	2018		
	79,458,974.17	69,270,869.88	14.71%	
	172,798,137.03	155,556,821.17	11.08%	
	48,942,369.97	63,934,922.62	-23.45%	
	24,833,812.38	18,311,916.02	35.62%	

4

2019

1					
2	A/O+MBR				
3					
4					

5 300 150 100
60

9					
10					
11					
12					
13	IC				

	2019	2018	2017
	38	36	35
	2.16%	2.25%	2.19%
	49,589,198.21	38,907,745.36	33,841,787.91
	2.29%	2.19%	2.63%
	12,544,664.46	7,423,035.50	8,762,158.86
	25.30%	19.08%	25.89%
	9.59%	6.77%	9.18%

25.30% 4,958.92 2.29% 1,254.47
 400 40 9.59%

	2019	2018	
	2,358,106,329.88	2,554,176,070.57	-7.68%
	2,539,342,484.06	1,756,309,466.33	44.58%
	-181,236,154.18	797,866,604.24	-122.72%
	99,312,098.04	320,806,414.59	-69.04%
	283,931,299.67	519,688,282.86	-45.37%
	-184,619,201.63	-198,881,868.27	7.17%
	1,302,028,766.39	941,539,300.00	38.29%

	2019		2019			
	792,268,817.78	20.24%	1,207,490,768.78	31.60%	-11.36%	
	1,007,368,711.27	25.73%	625,251,349.65	16.36%	9.37%	
	441,668,406.89	11.28%	556,381,993.51	14.56%	-3.28%	
	177,837,234.36	4.54%	153,257,888.97	4.01%	0.53%	
	350,998,639.12	8.97%	329,036,771.56	8.61%		

2

3

4

5

1

2016		70,000	1,031.59	41,334.98	0	17,747.99	25.35%	10,536.47		0
	--	70,000	1,031.59	41,334.98	0	17,747.99	25.35%	10,536.47	--	0

2015	12	18						
			[2015]2979			9,700		
40,344,275			1	17.88 /		721,355,637.00		21,355,640.03
			699,999,996.97					
			[2016]62030005					
			62050164010109888888			101812000810081		
			104053078068		8210000010120100125633			
12050172080000000591								
				699,999,996.97		1,031.59		
			59,082.97					

2

	()	(1)	(2)	(3) (2)/(1)				
--	-----	-----	-----	----------------	--	--	--	--

		17,714. 7	17,714.7	0	17,714.7	100.00%	2016 07 06				
	--	70,000	52,252.01	1,031.59	41,334.98	--	--	-579.95	-2,196.4	--	--
	--	70,000	52,252.01	1,031.59	41,334.98	--	--	-579.95	-2,196.4	--	--

	2018	3	29				
				8,000			
				5,000			3,000
				12			
				2018	4		
						5,000	
							3,000
	2019	3	29				
	2020	2	14				
						9,000	
							12
	2020	2	15		9,000		
						2020-012	

3

1

2

10%



; 50,000,000 203,865,863.9 77,947,479.8 246,420,138.
 ; 4 8 08

2

1

				[2020]	ZG10716	2019
	115,070,589.02		10%		11,507,058.90	
104,030,854.28	2018	78,756,068.70		2019	12	31
128,838,315.70		231,657,390.76		2020		
						2019
12	31	797,360,687	10		1.00	
2018	6	980			78,756,068.70	

3

	1	2017				[2018]	ZG10968
2017		27,193,019.03		10%		2,719,301.90	
		43,876,552.20	2016	31,894,427.50	2017	12	31
36,455,841.83		231,657,390.76	2018				

2019	78,756,068.70	129,426,255.34	60.85%	0.00	0.00%	78,756,068.70	60.85%
2018	78,756,068.70	100,200,771.35	78.60%	0.00	0.00%	78,756,068.70	78.59%
2017	0.00	95,437,070.59	0.00%	0.00	0.00%	0.00	0.00%

1

			1					
				2				
						2009 07 21		
				3				
			4					
				5				
	;							
	;				25%	2009 08 29		
	;			6	12			
					50%			

2

¥

	100
	4
	4

0

0

0

45.5%

1

1

2

3

10%

	2019 01 09	3,750	2019 01 23	3,750		10		
B1		3,750		B2		3,750		
		3,750				3,750		

↑
 1
 2
 3
 4
 5
 6
 7
 8
 9
 10
 11
 12
 13
 14
 15
 16
 17
 18
 19
 20
 21
 22
 23
 24
 25
 26
 27
 28
 29
 30
 31
 32
 33
 34
 35
 36
 37
 38
 39
 40
 41
 42
 43
 44
 45
 46
 47
 48
 49
 50
 51
 52
 53
 54
 55
 56
 57
 58
 59
 60
 61
 62
 63
 64
 65
 66
 67
 68
 69
 70
 71
 72
 73
 74
 75
 76
 77
 78
 79
 80
 81
 82
 83
 84
 85
 86
 87
 88
 89
 90
 91
 92
 93
 94
 95
 96
 97
 98
 99
 100

			2019 05 22		8,106.3 2				2019 05 22	2019- 043
			2019 06 17		19,500. ■				2019 06 18	■

1

	148,933,678	18.68%						148,933,678	18.68%
3	148,933,678	18.68%						148,933,678	18.68%
	148,933,678	18.68%						148,933,678	18.68%
	648,427,009	81.32%						648,427,009	81.32%
1	648,427,009	81.32%						648,427,009	81.32%
	797,360,687	100.00%						797,360,687	100.00%

2018 6 5	2018				
	12	2018 6 5	2019 6 4		
	5,000		10 /		
2018 6 28				9,800,000	
	49,980,000		5.10 /	1.23%	
	2018 6 28			2018-066	

--	--	--	--	--	--	--	--	--

23.30% 185,32%

		4,228,900		4,228,900
		3,847,733		3,847,733
		3,818,420		3,818,420
		3,742,517		3,742,517
		3,311,178		3,311,178
10				
10	10			
		10,999,928		158,800
	5		10,841,128	

10

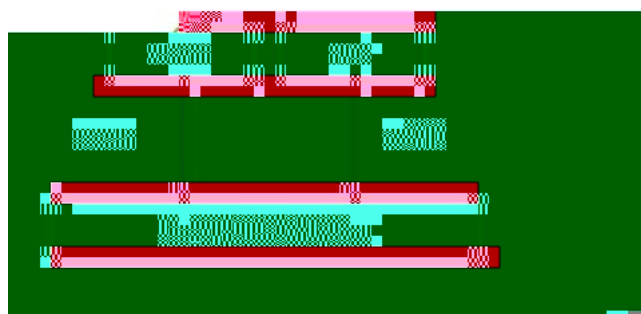
10

10

10

2

	2017 3 9	2018 3 9
10		



4 10%

5



2015 10 2017 10
2019

1968
2006 3

5 2014

2017 12
1970

2015

2010

2015 7

2017

2004 5

2016 8

2006 3

2015

2016 1
2019

IPO

1988 8

2018 10

2013

2015

2014

□

1993 1998

1998 2

2007 2

2019 8

2012

3 c

1970

7

1997 2006 7

1996

IPO

2006

8 2018 1

IPO IPO

2006 7

2018 3

2016 8

2016 11

"

2017 #

1977

2009 1 2012 5


1977

5 2012 5 2013 5

2014 4 2018 3

2018 3

2018 3



Joshua Spector

1991 1996 Netafim 1997 2004 Netanya Academy College
2004 2007 Paskal 2007 2018 Netafim
Netafim 2018 5
CEO Joshua Spector 30
1977 Joshua Spector 2019
2004 2000 2003

			2019 01 19	2022 01 18	
			2019 12 28	2022 12 27	
			2017 02 15	2020 02 14	
			2005 01 01	2021 02 22	
			2015 05 04	2035 05 04	
			2015 09 15	2021 09 15	

2019

250

1

1

2018		47.64%	2019 05 09	2019 05 09		2019-039
2019		47.65%				

3

1 2019 1 8

2 2019 4 17

2018

2018

2019

2019

2019

4

5

2019 4 25
2019 8 12

Joshua Spector

1

2

	2020 04 10	
	2019	
		100.00%
		100.00%
	15	7
	13	5
		0
		0
		0
		0

	2020 04 08
	[2020] ZG10716

1

2020 04 08

	2019 12 31
--	------------

	42,537,099.73	61,174,619.31
	2,529,581,088.60	2,652,308,574.12

	58,291,245.56	74,109,185.00
	751,591,567.87	637,549,244.68
	25,634,882.12	149,56 reW ⁿ /E



	20,936,918.70	5,170,198.35
	10,120.00	1,830,777.87

7.		
8.		
9.		
	133,683,218.63	109,623,893.41
	129,426,255.34	100,200,771.35
	4,256,963.29	9,423,122.06
	0.16	0.13
	0.16	0.13

4

	2019	2018
	309,120,954.19	383,112,433.32
	281,361,412.05	342,900,228.63
	2,770,238.86	3,069,249.28
	16,346,553.83	15,663,695.79
	45,943,487.65	45,448,303.08
	4,424,483.49	5,067,408.81
	8,448,030.97	63,941,257.90
	7,071,807.84	59,908,775.07
	1,859,340.04	2,609,437.13
	10,482,707.00	8,209,000.00
	158,749,300.41	164,592,105.73
	256,000.91	-2,029,689.09
-		
-		3

	116,973,937.25	75,190,660.23
	213,273.67	555,025.37
	2,424,519.39	1,227,452.42
	114,762,691.53	74,518,233.18

	99,312,098.04	320,806,414.59
	162,312,916.67	202,270,868.84
	121,618,383.00	287,133,801.00
		30,283,613.02
	283,931,299.67	519,688,282.86
	-184,619,201.63	-198,881,868.27
	18,832,496.39	13,500,000.00

	387,756,915.14	221,747,124.30
--	----------------	----------------



[Redacted text]

[Redacted text]

[Redacted text]

[Redacted text]

[Redacted text]

[Redacted text]

[Redacted text]

[Redacted text]

3															
4					-19,273,18								-19,273,18		-19,273,18
					0.68								0.68		0.68
									11,507,058		-90,263,12		-78,756,06	-1,506,069.	-80,262,13
									.90		7.60		8.70	63	8.33
1									11,507,058		-11,507,05				
									.90		8.90				
2															
3											-78,756,06		-78,756,06		
											8.70		8.70		

	2018		

4

2,160,297. 49,980,00

61 0.00

2019

1									11,507,058.90	-11,507,058.90		
2										-78,756,068.70		-78,756,068.70
3												





5

6

2

*

3

2
3
4
5

22

8

9

10

1
2019 1 1

2019 1 1

3

4

50

50

	(%)	(%)
1 1	1.00	1.00
1 2	10.00	10.00
2 3	30.00	30.00
3 4	50.00	50.00
4 5	80.00	80.00
5	100.00	100.00

1
2

12

1
2

13

1

#

FO @ O a

1

2

16

18

19

1

2

1

2

3

22

1

2

/

/

4

23

1

2

3

24

25

1

2

3

4

5

26

1

2

3

1

2

27

/

28

1

2019

2019 4 30 2019 9 19
2019 62019
2019

2019

16

1		375,000.00	0
		625,251,349.65	0
		74,109,185.00	74,109,185.00
		637,549,244.68	5,170,198.35
	22		23
	24	37	2017
2017		22	
		24	37
			23

2019 6

2019 16

		44,950,000.00	44,950,000.00
		44,950,000.00	44,950,000.00

	61,174,619.31	61,174,619.31	
	2,652,308,574.12	2,652,308,574.12	

	74,109,185.00	74,109,185.00	
	637,549,244.68	637,549,244.68	
	149,864,075.13	149,864,075.13	

	307,644,477.37	307,644,477.37	
	2,267,092,307.58	2,267,092,307.58	
	797,360,687.00	797,360,687.00	
	253,940,626.15	253,940,626.15	
	49,980,000.00	49,980,000.00	
	33,072,972.22	33,072,972.22	
	408,205,091.34	408,205,091.34	
	1,442,599,376.71	1,442,599,376.71	
	111,179,099.39	111,179,099.39	
	1,553,778,476.10	1,553,778,476.10	
	3,820,870,783.68	1,870,783.68	

--	--	--	--

	5,170,198.35	5,170,198.35	
	1,830,777.87	1,830,777.87	

	33,072,972.22	33,072,972.22	
	104,030,854.28	104,030,854.28	
	1,116,141,904.26	1,116,141,904.26	
	3,047,353,392.47	3,047,353,392.47	

4 2019

30

	15.00%
	15.00%
	15.00%
	15.00%
	15.00%
	15.00%
	15.00%
	25.00%
	15.00%
	15.00%
	25.00%
	15.00%
	15.00%
	25.00%

	25.00%
	25.00%
	25.00%
	25.00%

2015 1 1

c

2007



4

5

6

4

1

	95,199.93	0.01%	95,199.93	100.00%		1,295,199.93	0.18%	1,295,199.93	0.18%



	1,122,98	100.00%	115,617,		1,007,368	715,958,5	100.00%	90,707,21		625,251,34
	6,202.17		490.90		,711.27	64.52		4.87		9.65

	90,707,214.87	26,288,006.10		1,377,730.07		115,617,490.90
	90,707,214.87	26,288,006.10		1,377,730.07		115,617,490.90

3

	1,377,730.07

		1,200,000.00			
		171,628.91			
	--	1,371,628.91	--	--	--

4

1	83,997,421.83	7.48%	
2	80,398,440.48	7.16%	803,984.40
3	73,084,811.05	6.51%	730,848.11
4	70,391,089.00	6.27%	703,910.89
5	36,080,956.37	3.21%	1,994,002.63
		30.63%	

1	66,140,350.52	88.12%	37,853,470.03	56.58%
1 2	6,539,924.90	8.71%	24,048,932.04	35.94%
2 3	1,491,496.09	1.99%	4,138,973.38	6.19%
3	881,417.93	1.17%	863,885.36	1.29%
	75,053,189.44	--	66,905,260.81	--

6

	166,383.35	2,212,053.57
	148,928,480.14	132,517,528.49
	149,094,863.49	134,729,582.06

1

1

2

1

()		
	166,383.35	2,212,053.57
	166,383.35	2,212,053.57

2

3

1

--	--	--

	695,418.25	191,697.11
	36,490,285.96	21,726,016.29
	132,121,615.80	120,871,659.09
	4,277,484.99	4,354,063.58
	673,480.21	736,305.06
	333,254.86	319,978.00
	4,265,171.51	3,103,805.59
	178,856,711.58	151,303,524.72

2

	12	()	()	

	18,785,996.23	11,480,199.55		337,964.34		29,928,231.44

1

	42,088,172.81		42,088,172.81	77,212,613.83		77,212,613.83
	264,060.70		264,060.70			
	132,899,271.28	2,607,219.07	130,292,052.21	114,087,592.06	2,584,956.83	111,502,635.23
	76,156,525.51		76,156,525.51	134,569,067.88		134,569,067.88
	19,322.04		19,322.04	2,380,243.90		2,380,243.90
	200,233,590.09	13,174,416.88	187,059,173.21	223,461,912.35	3,374,176.40	220,087,735.95
	5,789,100.41		5,789,100.41	9,766,522.02		9,766,522.02
				863,174.70		863,174.70
	457,450,042.84	15,781,635.95	441,668,406.89	562,341,126.74	5,959,133.23	556,381,993.51

2

19,322.04

19,322.04

2,380,243.90

2,380,243.90

	368,380,047.1 4		368,380,047.1 4	230,539,611.5 4		230,539,611.5 4	--
--	--------------------	--	--------------------	--------------------	--	--------------------	----

10

	()									()	

		2,164,200 .00		-177.97					2,164,022 .03	
()		19,988,00 0.00							19,988,00 0.00	
		1,200,000 .00		-152,777. 31					1,047,222 .69	
	5,849,202 .94			770.49					5,849,973 .43	
	137,878,6 43.83	47,465,72 3.00		-1,851,36 2.78			166,383.3 5		5,849,973 .43	177,476,6 47.27
	153,257,8 88.97	47,465,72 3.00	17,126,00 3.94	255,983.1 1			166,383.3 5		5,849,973 .43	177,837,2 34.36

11



2

	31,962,383.78	11,295,067.57		20,667,316.21	
	31,962,383.78	11,295,067.57		20,667,316.21	

3

PVC		2,154,140.87
PE		2,015,183.47
		3,139,386.34
		2,208,420.32
		6,217,301.19
		3,337,955.95
		2,901,868.54
		6,633,058.45
100 PE		4,798,798.12
		33,406,113.25

4

		5,324,263.63
		2,539,090.78
PVC		2,154,140.87
PE		2,015,183.47

376.34

	555,512.54	
	434,683.12	
PVC	3,241,799.89	
PE	3,241,799.89	
	3,994,834.70	
	3,994,834.70	
	3,241,882.41	
2 3 4	6,258,022.69	
	6,217,301.19	
	4,296,786.36	
	2,208,420.32	
	6,633,058.45	
	69,492,836.97	

14

	258,718,784.69	236,900,195.56
	258,718,784.69	236,900,195.56

1

	50,587,488.63		50,587,488.63			

	1					0,570,172.00				0,570,172.00	
--	---	--	--	--	--	--------------	--	--	--	--------------	--

2

--	--	--	--	--	--	--	--	--	--	--

148,263,	53,873,6	31,246,7	22,626,9
700.00	99.25	45.57	

2.	17,273,457.5 5	2,594,604.67		3,557,732.15	8,146,531.96	6,645,793.08		38,218,119.4 1
1	17,273,457.5 5			3,196,633.52				20,470,091.0 7
2								

		489,365.63	1,809,776.57	
		478,060.18	1,690,499.29	
			1,332,716.78	
			94,711.76	
			464,475.83	

	22,165,058.43					22,165,058.43
	22,165,058.43					22,165,058.43

2

a

b

c

2017 01 31

2,216.51

14.94%

[2020]187

19

	1,889,255.62	27,302.75	530,302.46		1,386,255.91

20

/

1

	111,669,695.91	18,765,862.14	95,540,469.54	15,012,679.71
	45,006,792.82	6,751,018.91	23,526,572.40	3,528,985.86
	29,756,269.46	5,879,911.33	34,423,421.52	6,587,433.09
	840,000.00	126,000.00	1,040,000.00	

	58,291,245.56	74,109,185.00
--	---------------	---------------

23

	25,634,882.12	149,864,075.13
--	---------------	----------------

25

1

	10,825,433.85	174,736,659.03	175,948,097.67	9,613,995.21
-	134,691.79	11,970,471.64	11,991,170.61	113,992.82
	10,960,125.64	186,707,130.67	187,939,268.28	9,727,988.03

2

1	10,117,632.74	153,564,858.24	154,955,674.87	8,726,816.11
2	81,015.00	8,105,427.19	8,165,427.59	21,014.60
3	90,059.06	7,587,036.93	7,579,020.49	98,075.50
	62,683.20	6,182,181.47	6,158,125.62	86,739.05
	2,228.76	865,426.66	865,131.36	2,524.06
	25,147.10	539,428.81	555,763.52	8,812.39
4	2,175.48	2,148,017.72	2,127,723.20	22,470.00
5	534,551.57	3,331,318.95	3,120,251.52	745,619.00
	10,825,433.85	174,736,659.03	175,948,097.67	9,613,995.21

3

1	126,103.78	11,496,092.43	11,513,460.24	108,735.97

	25,256,767.53	48,272,351.64
--	---------------	---------------


	3,640,766.18	981,998.00
--	--------------	------------

	74,136,015.17	39,900,432.99
--	---------------	---------------

31

	36,155,616.43	145,358,599.95
	115,460,000.00	





40

		3,684,465.88		6,087,918.94
		1,663,320.85		
				16,439.99
		1,358,173.77		1,333,364.88
		2,713,028.69		3,123,623.28
		38,770.51		24,528.12
		1,608,861.11		1,472,074.47

42

	86,527,024.67	76,661,172.43
	7,970,371.02	8,595,918.95
	9,915,059.74	10,377,551.92
	4,997,278.31	4,721,333.90
	12,312,679.82	9,212,270.57
	1,958,924.92	2,397,995.81
	7,412,980.78	5,833,585.62
	12,355,096.69	9,089,861.35
	4,086,817.46	3,833,781.09

44

	54,594,668.22	60,514,131.56
	5,508,999.06	3,362,529.16
	-3,798,717.40	1,239,168.13
	3,655,418.21	5,544,152.09
	48,942,369.97	63,934,922.62

45

	20,407,519.85	16,594,044.87
	688,547.37	
	500,000.00	
	21,596,067.22	16,594,044.87

46

	255,983.11	-2,029,715.66
	259,967.95	
		2,660,665.42
	515,951.06	630,949.76

47

--	--	--

1600000		360,000.00	
		250,000.00	
		193,784.00	

52

1

	72,468,831.59	51,261,264.81
	-6,819,961.77	-8,698,119.20
	65,648,869.82	42,563,145.61

2

		199,332,088.45
/		29,899,813.27
		14,835,297.62
		796,083.33
		10,011,491.86
		10,106,183.74
		65,648,869.82

53

1

	22,905,444.46	5,902,837.86
	358,074.24	
	5,508,999.06	3,362,529.16
	157,155,409.91	68,711,381.58
	2,618,398.87	
	213,776,786.03	378,871,671.74
	402,323,112.57	

2

--	--	--

1	--	--
	133,683,218.63	109,623,893.41
	25,337,273.81	35,651,147.54
	25,379,226.99	22,770,564.60
	6,452,250.69	4,352,044.16
	1,461,187.92	3,895,606.45
	-104,192.37	-3,858.38
	110,475.62	12,839,358.25
	54,594,668.22	67,297,451.78
	-515,951.06	-630,949.76
	-6,237,693.72	-8,698,119.20

	50,647,582.43	

	1,742,671.82		1,742,671.82
	1,739,413.72		1,739,413.72
2019	1,400,000.00		

2

3

U

4

				30.00%	30.00%	
				70.00%		
				100.00%		
				100.00%		
				91.41%		
				100.00%		
				51.08%		

				40.00%	1.00%	
--	--	--	--	--------	-------	--

2



	246,420,138.08	13,187,351.75	13,187,351.75	18,351,668.22	279,059,486.12	20,945,869.02	20,945,869.02	-1,492,401.98
--	----------------	---------------	---------------	---------------	----------------	---------------	---------------	---------------

2

1

31,364,819.20
62.01%

91.4%

				30.60%	0.90%	
				7.00%		

2

	/	/
	808,275.62	31,315,010.02
	808,275.62	4,615,010.02

			123,000,000.00		
	552,902.74	1,231,734.95	119,926,796.54	6,681,067.30	1,573,088.21
				3,136,231.58	2,406,882.77

2.

1

100%

2

2 / /

3

--	--	--	--

9,978,054.02

	7,106,800.00	2019 08 20	2019 09 15	
	4,190,000.00	2019 10 09	2019 12 25	
	4,124,550.00	2019 10 18	2019 12 25	
	5,338,920.00	2019 12 27	2020 12 26	

5

	0	45.5%	0
	31,364,819.20		0
		31,364,819.20	

--	--	--

	1,555,459,78 1.90	909,798,198. 59	263,007,928. 48	85,489,343.4 4		15,254,032.5 5	679,808,757. 66	2,149,200,52 7.30
	1,203,292,03 9.52	766,216,047. 84	195,001,732. 96	59,389,761.8 1	3,596,496.85	8,898,664.40	655,868,843. 85	1,580,525,89 9.53
	287,731,368. 57	89,208,200.6 2	21,897,179.6 6	14,522,247.9 5	-8,844,579.55	-22,058,966.5 8		200,887,907. 73
	230,199,085. 03	82,408,895.4 5	17,936,540.6 9	12,493,215.7 3	-8,899,777.66	-22,109,230.7 3		133,683,218. 63
	1,536,448,21 6.17	5,524,046,26 5.20	233,260,973. 87	52,789,432.9 4	715,008,109. 14	257,533,044. 90		3,915,134,14 2.66
	729,206,419. 95	3,408,933,97 6.06	137,795,009. 74	13,057,797.4 9	485,357,327. 78	87,388,150.3 9		2,309,028,63 4.97

1

1

	2,550,07 8.62	100.00%	1,501,49 4.95	58.88%	1,048,583 .67	1,640,612 .29	100.00%	1,640,612 .29	100.00%	

1 2,460,07 1,501,49
 8.62 96.47% 4.95



1	2,460,078.62	1,501,494.95	61.03%
2	90,000.00		
	2,550,078.62	1,501,494.95	--

1 1	1,058,266.33
3	1,491,812.29
5	1,491,812.29

	166,383.35	2,212,053.57
	617,392,394.26	567,588,325.02
	617,558,777.61	569,800,378.59

1

1

()		
	166,383.35	2,212,053.57
	166,383.35	2,212,053.57

2

3

1

	579,764,039.55	551,252,464.14
	191,101.64	42,141.29
	9,829,399.09	4,299,412.39
	30,714,880.39	14,550,000.00
	3,004,772.24	1,669,847.56
	130,967.23	139,359.00
	147,160.80	
	623,782,320.94	571,953,224.38

2

	12			

2019	1	1	4,364,899.36			4,364,899.36
2019	1	1				
			2,067,006.87			2,067,006.87
2019	12	31	6,431,906.23			6,431,906.23

1		1				573,766,073.20
1		2				37,123,611.95
2		3				3,442,635.79
3						9,491,979.55
3		4				8,000,000.00
4		5				200,000.00
5						1,291,979.55
						623,824,300.49

3

	4,364,899.36	2,067,006.87				6,431,906.23
	4,364,899.36	2,067,006.87				6,431,906.23

4

1		169,457,154.35		27.16%	
2		30,489,935.79		4.89%	
3		216,424,427.51		34.69%	
4		25,964,801.09		4.16%	

5		23,476,661.16		3.76%	
	--	465,812,979.90	--	74.66%	

3

	1,872,779,538.11	42,863,589.32	1,829,915,948.79	1,767,309,718.91	42,863,589.32	1,724,446,129.59
	173,541,643.16		173,541,643.16	150,196,235.54		150,196,235.54
	2,046,321,181.27	42,863,589.32	2,003,457,591.95	1,917,505,954.45	42,863,589.32	1,874,642,365.13

1

	()		()	
	59,795,100.00		59,795,100.00	
	56,869,777.34		56,869,777.34	11,712,964.53
	415,915,500.00		415,915,500.00	
	70,000,000.00	10,000,000.00	80,000,000.00	
	448,000,000.00	39,500,000.00	487,500,000.00	
	155,000,000.00		155,000,000.00	
	20,000,000.00		20,000,000.00	
	18,849,375.21		18,849,375.21	31,150,624.79
	5,000,000.00		5,000,000.00	
	32,000,000.00		000,000.00	
		9,000,000.00	9,000,000.00	
	20,000,000.00		20,000,000.00	

	12,660,000.00	31,364,819.20		44,024,819.20	
	10,800,000.00			10,800,000.00	
	4,750,000.00			4,750,000.00	
	13,085,000.00			13,085,000.00	
	5,000,000.00			5,000,000.00	
	38,578,712.04			38,578,712.04	
	50,000,000.00			50,000,000.00	
	3,000,000.00			3,000,000.00	
	7,753,265.00			7,753,265.00	
	5,000,000.00	5,000,000.00		10,000,000.00	
	94,167,400.00			94,167,400.00	
	1,800,000.00			1,800,000.00	
		19,305,000.00		19,305,000.00	

		3,395,900 .00		296,336.6 3						3,692,236 .63	
	1,995,783 .73			184,870.3 9			166,383.3 5			2,014,270 .77	
	18,689,08 9.21			-855,579. 79						17,833,50 9.42	
	10,000,00 0.00	16,342,33 1.00		-1,203,96 2.55						25,138,36 8.45	
	1,010,767 .95	2,000,000 .00		-472,854. 59							

5



3

1

2

3

2019